

## EKI-2706G-2FPi&EKI-2706G-2GPI

### Industrial Unmanaged PoE Switch

### Startup Manual

#### Overview

The EKI-2706G PoE switch is unmanaged Ethernet switches supporting 4 ports PoE+ (Power over Ethernet) and compliant with IEEE 802.3at/af standards. It provides up to 30 watts of power per port and fulfill the power budget of max.120 watts on system. The switch provides a relay output for an event alarm which activates the alarm to notify administrators. Robust design for harsh environment, din rail mounting and fast startup with plug and work

The EKI-2706G supports IEEE 802.3/802.3u/802.3z/802.3ab/802.3x with 10/100/1000 Mbps, full/half-duplex, auto-negotiation and MDI/MDI-X auto-sensing to provide an economical solution for your industrial Ethernet network.

#### Packing List

Before installation, please make sure that you have received the following:

- 1 x EKI-2706G Ethernet Switch
- 1 x DIN-rail mounting brackets with screws
- 1 x EKI-2706G Startup Manual

If anything is missing or damaged, contact your distributor or sales representative immediately.

#### User Manual

For more detailed information, please refer to the full manual which can be found on the Advantech's website.

For more information on this and other Advantech products, please visit our website at:

<http://www.advantech.com>

For technical support and service, please visit our support website at:

<http://www.advantech.com/support>

This manual is for the EKI-2706G Series.

Part No. 2049270610  
Printed in Taiwan

1st Edition  
January 2024

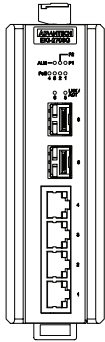
#### Specifications

##### General

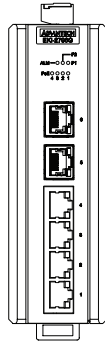
- **Compatibility:** IEEE 802.3, 802.3u, 802.3z, 802.3ab, 802.3x, 802.3at/af
- **LAN:**
  - EKI-2706G-2FPi:
    - 4 x 10/100/1000BASE-T/TX RJ-45 PoE Ports
    - 2 x SFP (mini-GBIC) 100/1000Mbps port
  - EKI-2706G-2GPI:
    - 4 x 10/100/1000BASE-T/TX RJ-45 PoE Ports
    - 2 x 10/100/1000BASE-T/TX RJ-45 Ports
- **Ethernet RJ-45:** Up to 100 m
- **SFP:** Up to 110 Km (depends on SFP)
- **Connectors:**
  - EKI-2706G-2FPi: 4 x RJ-45, 2 x SFP
  - EKI-2706G-2GPI: 6 x RJ45
- **Switch Architecture:** Store and Forward
- **Power Input:** 12~48VDC, redundant power
- **Power Consumption:** Max 4.32W (system)
- **Power Budget:**
  - 120W@24/48VDC
  - 70W@12VDC
- **Dimensions (W x H x D):** 46 x 140 x 130 mm
- **Enclosure:** IP30
- **Operating Temperature:** -40 ~ 75°C (-40 ~ 167°F)
- **Storage Temperature:** -40 ~ 85°C (-40°F ~ 185°F)
- **Operating Humidity:** 5 ~ 95% (non-condensing)
- **Storage Humidity:** 5 ~ 95% (non-condensing)
- **Safety:** LVD EN62368
- **EMC:** FCC Class A, CE
- **Warranty:** 5 year

## Overview

EKI-2706G-2FPI



EKI-2706G-2GPI



## LED Definition

### EKI-2706G-2FPI

LED	Color	Description	
P1	Green	On	PWR1 is being supplied to power input.
		Off	PWR1 is not being supplied to power input.
P2	Green	On	PWR2 is being supplied to power input.
		Off	PWR2 is not being supplied to power input.
ALM	Green	On	When PWR1 or PWR2 is disconnected, the LED lights
		Off	When PWR1 or PWR2 is connected, the LED is off
PoE (1~4)	Green	On	PoE activated
		Off	PoE non-working
Copper Ports (1~4)	Green (top)	On	When the port's data is being transmitted at 1000Mbps
		Off	When the port's data is being transmitted at 10/100Mbps
	Green (bottom)	On	Ethernet port link
		Blinking	Ethernet port active
		Off	No link
		Off	No link
SFP Port (5~6)	Green	On	The port has established a link
		Blinking	When Fiber port's data is being transmitted at 100M/1000Mbps.
		Off	When Fiber port linked down/inactive

## LED Definition (Cont.)

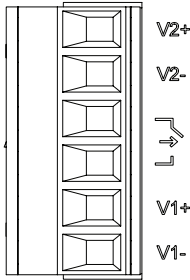
### EKI-2706G-2GPI

LED	Color	Description	
P1	Green	On	PWR1 is being supplied to power input.
		Off	PWR1 is not being supplied to power input.
P2	Green	On	PWR2 is being supplied to power input.
		Off	PWR2 is not being supplied to power input.
ALM	Green	On	When PWR1 or PWR2 is disconnected, the LED lights
		Off	When PWR1 or PWR2 is connected, the LED is off
PoE (1~4)	Green	On	PoE activated
		Off	PoE non-working
Copper Ports (1~6)	Green (top)	On	When the port's data is being transmitted at 1000Mbps
		Off	When the port's data is being transmitted at 10/100Mbps
	Green (bottom)	On	Ethernet port link has been established
		Blinking	Ethernet port active
		Off	No link
		Off	No link

## Power Connection

The EKI-2706 series switch supports dual +12~48 VDC power inputs and changes relay status when power failure occurs.

1. Insert the positive and negative wires into the V+ and V- contacts on the terminal block connector.
2. Tighten the wire-clamps screws to prevent the DC wires coming loose.



DC12-48V

**Warning:** This product is intended to be supplied by an UL certified power supply or dc source suitable for use at minimum Tma 75 °C whose output meets SELV or ES1 and is rated 12-48 Vdc, 0.8A min., if need further assistance, please contact Advantech for further information.

**Warning:** Ensure that the voltage of the power source is correct before connecting the equipment to a power outlet. The power outlet socket should have grounded connection.

**Warning:** Never open the equipment. For safety reasons, the equipment should be opened only by qualified skilled person.

**Avertissement:** Ce produit est destiné à être alimenté par une alimentation certifiée UL ou une source de courant continu adaptée à une utilisation à au moins Tma 75 °C dont la sortie satisfait les conditions SELV ou ES1 et est évaluée à 12-48Vdc, 0.8A min-imum. Si vous avez besoin d'une aide supplémentaire, veuillez contacter Advantech pour plus d'informations.

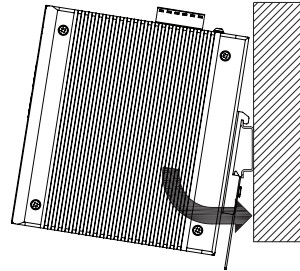
**Avertissement:** Assurez-vous que la tension de la source d'alimentation est correcte avant de connecter l'équipement à une prise de courant. La prise de courant doit avoir une prise de terre.

**Avertissement:** N'ouvrez jamais l'équipement. Pour des Raisons de sécurité, l'équipement ne doit être ouvert que par une personne qualifiée.

## Mounting

### DIN-rail Mounting

1. Installing the DIN-Rail Mounting Kit.



2. Removing the DIN-Rail Mounting Kit.

